

All Rights Reserved

Materials and specifications are subject to change without notice.
Featured machines in photos may include additional equipment. See your XCMG dealer for available options.



XCMG European Sales and Services GmbH

Address: Europark Fichtenhain B 4, 47807 Krefeld, Deutschland
Tel: +49 (0) 2151 8206 890
Fax: +49 (0) 2151 8206 899
E-Mail: info@xcmg-ess.de

XUZHOU CONSTRUCTION MACHINERY GROUP IMP. & EXP. CO., LTD

Address: No.1, Tuolanshan Road, Xuzhou Economic Developing Zone, Jiangsu, China 221004
Tel: + 86(0) 516 8773 9703
Fax: + 86(0) 516 8773 9230
E-Mail: europe@xcmg.com

www.xcmg.com



Mini Excavators
XE15E



Rated power: 9.8 kW
Operating weight: 1.8 t
Standard bucket capacity: 0.04 m³





INTRODUCTION OF XCMG

Founded in 1943, XCMG is a multinational corporation with the most comprehensive range of competitive, influential products in the construction machinery industry. Our business covers eight key areas: construction machinery, heavy trucks, mining machinery, sanitation machinery, machinery components, construction, finance, and the ICT industry.

XCMG has established a global R&D network with a total of six centers in China, the US, Germany, Brazil and India, with the China national technology center at its core. In addition to a number of manufacturing bases across China, the US, Germany, the Netherlands, Poland, Austria, Brazil, India, and Uzbekistan, we possess two complete machine brands (XCMG, Schwing), and several component brands including FT, and AMCA. The strength of this global R&D network and the manufacturing operations made XCMG the industry leading global construction equipment manufacturer that it is today.

For more than 30 years, XCMG has been sowing the seeds of overseas development as the No. 1 exporter in China's construction machinery industry. Today, we have 42 branches and offices, 315 distributors, and 526 contractors in 188 countries and regions worldwide and we are still growing rapidly.

XCMG IN EUROPE

Since its foundation in 2012, XCMG is gradually establishing a complete network including: R&D department, local distribution, supply chain management and an integrated customer services and training center. Nowadays, with 3 branches, XCMG has over 100 multinational employees in Europe, of which more than 50 % are R&D engineers:

ERC: XCMG European Research Center GmbH

EPC: XCMG European Purchasing Center GmbH

ESS: XCMG European Sales and Services GmbH

Our local professional R&D team and our cutting-edge innovation platform guarantee that our products are carefully crafted to the smallest detail according to the diverse needs of European customers.





High Performance from a Compact Size

A Compact Model with High Performance

This mini excavator is ready for today's tough jobs. The XE15E with OPG/TOPS/ROPS (ISO 3471) canopy provides excellent visibility, stability, comfort, and safety. For tough jobs in tight corners that demand precision control and state-of-the-art performance. Our XE15E is ready to work, offering the following advanced features: Zero-tail swing, hydraulic retractable undercarriage, boom swing, short and long arm, and powerful digging forces. Add high reliability, low operating costs, and superior efficiency, and you have the ideal mini for a wide range of modern jobs.

Zero-tail Swing

With zero-tail swing, even the tightest space becomes an efficient work place. The tail always stays within the width of the tracks (when extended) and lets you turn the canopy throughout its 360-degree turning radius with complete confidence and safety. As the starting point for developing our zero-tail XE15E, a strong balanced mix of fast and smooth operation control were our main targets. The result comes to its full potential in urban environments, landscaping, and small demolition in and outside buildings.

Retractable Undercarriage

With the standard hydraulic retractable undercarriage, passing through narrow doorways and gates becomes very easy. The undercarriage guarantees the operator better stability together with improved lifting and loading performance.



Adjustable Track Gauge

Boom Swing

The left and right boom swing angle supports complex operating conditions like parallel wall digging or working in narrow spaces.

AUX1 Double Working Attachment Pipeline as Standard


The auxiliary pipeline provides single-way as well as dual-way hydraulic control, for easy control of attachments.



Operational Comfort

Large Operator Environment with Ergonomic Control Layout

The XE15E provides an uncompromised operator environment – which, together with excellent visibility, provides unmatched operator comfort and safety. This machine is built around the operator – providing optimal ergonomics for operators of all sizes. Access to the seat is convenient thanks to the large entry.




Easy Access for Maintenance

► Easy Service Access

The convenient and easy serviceability is impressive. Right from the start, we paid particular attention to easy service access: these units have a single access point for the daily maintenance of all the main components, for checking the fuel gauge and refueling through the lockable cap.



The XE15E is designed for lower maintenance costs with longer service intervals – resulting in more machine availability on-site. Meanwhile, skilled XCMG-trained technicians are available to provide extra support when needed.



- | | | |
|---------------------|--------------------------|--------------------------|
| 1 Fuel filter | 5 Engine oil level check | 9 Battery |
| 2 Water separator | 6 Coolant | 10 Main switch |
| 3 Air filter | 7 Start motor | 11 Radiator & Oil cooler |
| 4 Engine oil filter | 8 DC generator | |

Technical Specifications

■ Engine

XE15E	
Make/model	Kubota/D782/EU Stage V
Fuel/cooling	Diesel/Liquid, forced circulation
No. of cylinders	3
Piston displacement	778 cm³
Power output	9.8 kW (13.1 hp) / 2300 rpm (ISO 14396)
Max torque	44.5 Nm/1800 rpm
Bore × stroke	67 mm×73.6 mm
Alternator	12 V/40 A

■ Hydraulic system

This XCMG design allows independent and combined operations of all functions by hydraulic pilot-controlled levers

• Pump

XE15E	
Type	Load-sensing axial-piston pump with variable displacement
Maximum system flow rate	57.5 l/min
AUX1 maximum flow rate	20 l/min
AUX1 standard pressure	150 bar

• Maximum system pressure

XE15E	
Boom	253 bar
Arm / bucket / travel	253/253/210 bar
Swing	110 bar

■ Undercarriage

Retractable undercarriage. The heavy-duty crawler chassis is very resilient with its fully welded, stress-free structure.

Long service life is ensured by the use of first-class materials: hydraulic chain adjusters with shock-absorbing return springs, lifetime-lubricated track rollers and idlers.

• Number of rollers and track shoes

XE15E	
Bottom rollers (per side)	3
Track shoes	Rubber
Overall track length	1590 mm
Shoe width	230 mm



■ Fluid capacities

XE15E	
Cooling system (radiator capacity)	4 L
Engine lubrication plus oil filter	3.8 L
Fuel tank	17 L
Hydraulic tank	18 L
Hydraulic system	14.2 L

■ Environment

Noise levels comply with environmental regulations (dynamic values).

• Noise emission

XE15E	
Noise level LwA (ISO 6395)	93 dB(A)

■ Swing mechanism

A high-torque, axial piston motor with a planetary reduction gear bathed in oil. The swing circle is a single-row, shear-type ball bearing with an induction-hardened internal gear. Internal gear and pinion gear are immersed in lubricant. A two-position swing lock secures the upper structure for transportation.

• Swing system

XE15E	
Boom swing, left	60°
Boom swing, right	50°
Slew rate	9.5 rpm

■ Drive

Each track is driven by an independent, high-torque, axial piston motor through planetary reduction gears. Two control levers provide smooth travel upon demand.

• Speed & traction

XE15E	
Travel speed (low - high)	1.8-2.9 km/h
Traction force	15.6 kN
Grade ability	30°

■ Digging forces (ISO 6015)

XE15E	
Digging force, standard arm (ISO 6015)	10 kN
Digging force, long arm (ISO 6015)	8 kN
Digging force, bucket (ISO 6015)	16 kN

■ Weight

XE15E	
Operating weight with canopy and bucket (ISO 6016)	1795 kg
Ground pressure with rubber tracks	0.29 kgf/cm²
Transport mass (no attachment)	1720 kg
Weight of steel tracks	103 kg
Weight of rubber tracks	62 kg
Additional weight for long arm	12 kg

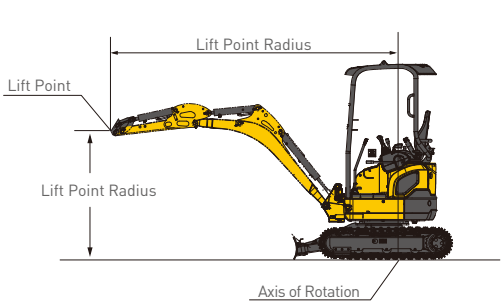
XE15E



■ Canopy • standard arm (950 mm) • extended undercarriage • without bucket

Lift Point Height	Over Front				Over Side				Max Radius (mm)
	Lift At Max Radius(Kg)	1.0 m	2.0 m	3.0 m	Lift At Max Radius(kg)	1.0 m	2.0 m	3.0 m	
2 m	313.2		*296.2		256.8		*296.2		2946
1 m	258.3		536.2	296.7	211.2		427.8	242.3	3301
0 m	256.8		500.6	285.8	208.9		394.7	231.7	3249
-1 m	316.9	*970.1	497.3		255.6	*970.1	391.6		2760

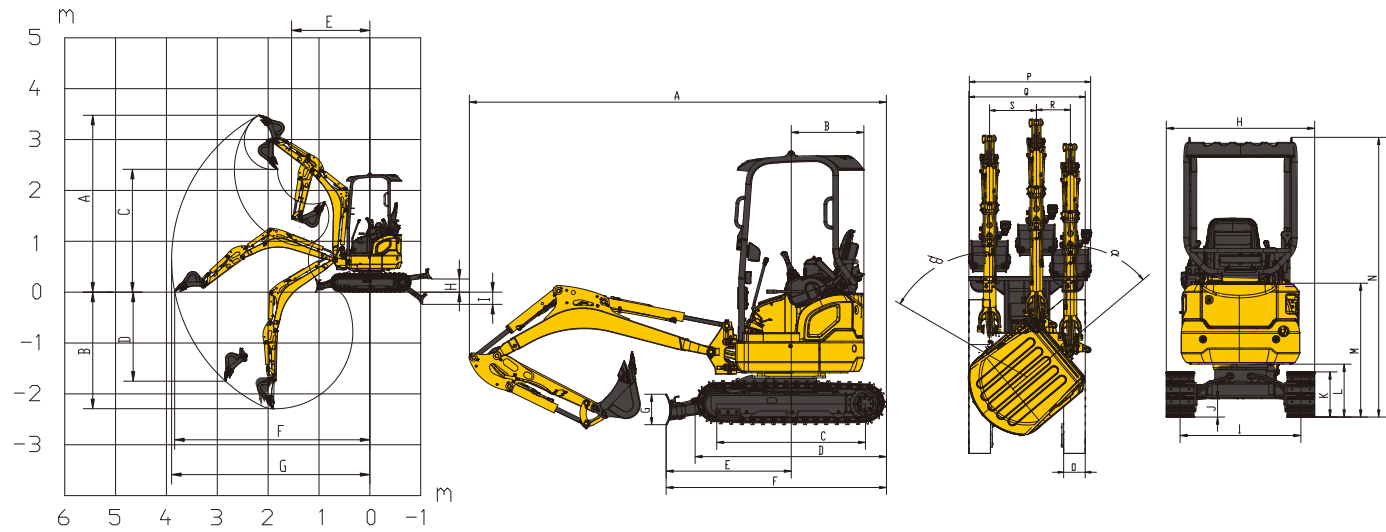
■ Canopy • long arm (1120 mm) • extended undercarriage • without bucket

Lift Point Height	Over Front				Over Side				Max Radius (mm)
	Lift At Max Radius(Kg)	1.0 m	2.0 m	3.0 m	Lift At Max Radius(kg)	1.0 m	2.0 m	3.0 m	
3 m	*290.9				*290.9				2175
2 m	*299.7				230.5			246.5	3125
1 m	*280.4		*508.4	*329.1	192.7		424.1	237.6	3457
0 m	*261.7		*586.1	*327.6	190.5		385.5	225.5	3408
-1 m	*248.1	*905.4	*450.1		228	*905.4	380.7		2953



 : Over front
 : Over side or 360°

1. The lifting capacity is based on the ISO10567 standard.
2. * = The maximum lifting capacity is limited by the hydraulic capacity of the machine.
3. The lifting capacity does not exceed 87 % of the hydraulic capacity or 75 % of the tipping load with the machine on level and firm ground.
4. The operator should be familiar with the machine's operating- and maintenance manual. Local regulations concerning the safe operation of machinery must be followed at all times.
- 5.The lift diagrams only cover machines that are originally built by XCMG: without lifting chains and any other lifting equipment.
6. When the excavator is used to lift or handle materials, it must comply with local regulations.



■ Working range

		XE15E
A	Maximum digging height – std. arm	3475 mm
	Maximum digging height - long arm	3495 mm
B	aximum digging depth – std. arm	2290 mm
	Maximum digging depth - long arm	2450 mm
C	Maximum dumping height – std. arm	2415 mm
	Maximum dumping height - long arm	2550 mm
D	Maximum vertical wall digging depth – std. arm	1750 mm
	Maximum vertical wall digging depth - long arm	1970 mm
E	Minimum swing radius – std. arm	1550 mm
	Minimum swing radius - long arm	1580 mm
F	Maximum digging reach at ground level – std. arm	3840 mm
	Maximum digging reach at ground level - long arm	3950 mm
G	Maximum digging reach – std. arm	3900 mm
	Maximum digging reach - long arm	4005 mm
H	Maximum dozer lifting height	260 mm
I	Maximum dozer cutting depth	180 mm

■ Dimensions

		XE15E
A	Overall length	3560 mm
B	Tail slew radius	620 mm
C	Tumbler length	1270 mm
D	Track length	1590 mm
E	Dozer blade, maximum reach at ground level	1055 mm
F	Undercarriage length	1880 mm
G	Dozer blade height	258 mm
H	Overall width	990/1240 mm
I	Track gauge	706/1010 mm
J	Minimum ground clearance	145 mm
K	Track height	380 mm
L	Ground clearance of counterweight	455 mm
M	Overall height of engine hood	1135 mm
N	Overall height	2348 mm
O	Track shoe width	230 mm
P	Working width at maximum right-hand rotation	1300 mm
Q	Working width at maximum left-hand rotation	1235 mm
R	Maximum boom offset to the right	335 mm
S	Maximum boom offset to the left	500 mm
a	Maximum boom swing angle to the right	50
β	Maximum boom swing angle to the left	60

➤ Standard and Optional Equipment

■ Engine

Kubota engine D782, EU Stage V ●

■ Hydraulic system

Single or dual way pipeline (AUX1) ●
Dozer blade safety lock valve ●

■ Canopy

OPG/TOPS/ ROPS (ISO 3471) ●
Adjustable seat with retractable belt ●
Color LCD monitor ●
AUX1 control foot pedal ●
Foldable & ergonomic pedals ●

■ Undercarriage

Extendable undercarriage (990/1240 mm) ●
Easy extendable blade ●
Tie down bracket ●
Rubber tracks 230 mm ●
Steel tracks 230 mm ○

■ Safety

Engine overheat warning and restart prevention system ●
Hydraulic safety locking lever ●
Work light (1 on boom) ●
Battery switch off ●

■ Other

Standard arm 950 mm ●
Long arm 1120 mm ○
General purpose bucket 0.04 m³ ○
Quick coupler, attachments such as hammer, clamshell ○

Standard: ●
Optional: ○

- Some of this standard or optional equipment may not be available for certain markets.
- Pictures may include attachments and optional equipment that are not available in your area.
- Materials and specifications are subject to change without advance notice.
- Please contact your local XCMG dealer for more information on availability or to customize your machine to suit your applications requirements.

Optimum Services, XCMG Guaranteed



XCMG-approved attachments



Genuine parts



Extension of warranty



Financial solutions



Maintenance contract



Telematics

Professional Integrated Complete Solutions

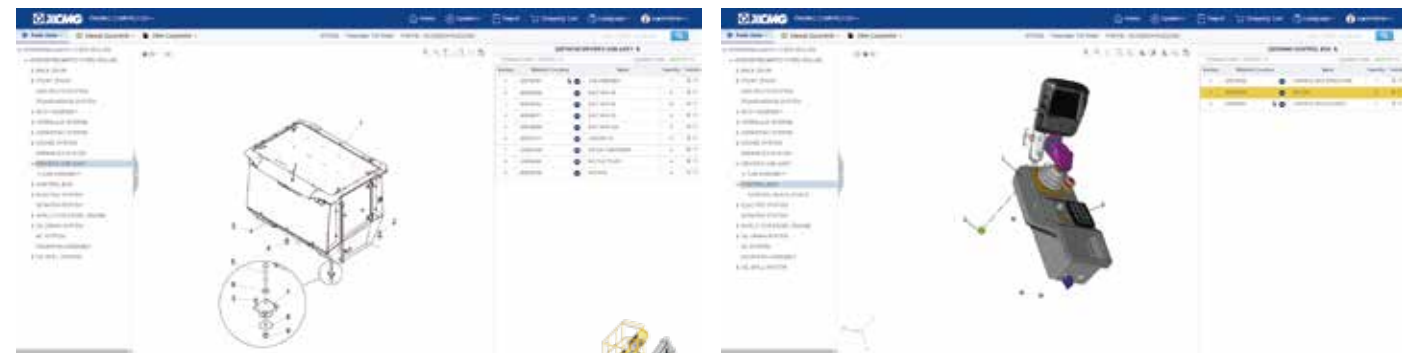
The XCMG group has built a strong reputation based on the quality, reliability, and durability of its construction machinery. What's more, XCMG has gradually established a service network to constantly provide its local integrated and highly efficient complete solutions for all customers.

Full Range of Services Ready for you

In order to respond to your needs as fast as possible, XCMG experts are on their way to your job site from one of our facilities near you. A full range of services is available in order to reduce your total cost of ownership and increase your revenue.



XCMG Global Spare parts System



Mobile cranes

Excavators

Aerial work platforms

Wheel loaders

Road machinery

