

All Rights Reserved

Materials and specifications are subject to change without notice.
Featured machines in photos may include additional equipment. See your XCMG dealer for available options.



XCMG European Sales and Services GmbH

Address: Europark Fichtenhain B 4,47807 Krefeld, Deutschland
Tel: +49 (0) 2151 8206 890
Fax: +49 (0) 2151 8206 899
E-Mail: info@xcmg-ess.de

XUZHOU CONSTRUCTION MACHINERY GROUP IMP. & EXP. CO., LTD

Address: No.1, Tuolanshan Road, Xuzhou Economic Developing Zone, Jiangsu, China 221004
Tel: + 86(0) 516 8773 9703
Fax: + 86(0) 516 8773 9230
E-Mail: europe@xcmg.com

www.xcmg.com



Mini Excavators
XE55E



Rated power:30.7kW
Operating weight: 5.7t
Standard bucket capacity: 0.16m³





INTRODUCTION OF XCMG

Founded in 1943, XCMG is a multinational corporation with the most comprehensive range of competitive, influential products in the construction machinery industry. Our business covers eight key areas: construction machinery, heavy trucks, mining machinery, sanitation machinery, machinery components, construction, finance, and the ICT industry.

XCMG has established a global R&D network with a total of six centers in China, the US, Germany, Brazil and India, with the China national technology center at its core. In addition to a number of manufacturing bases in China, the US, Germany, the Netherlands, Poland, Austria, Brazil, India, and Uzbekistan, we possess two complete machine brands [XCMG, Schwing], and several component brands including FT and AMCA. The strength of this global R&D network and the manufacturing operations made XCMG the industry-leading global construction equipment manufacturer that it is today.

For more than 30 years, XCMG has been sowing the seeds of overseas development as the No. 1 exporter in China's construction machinery industry. Today, we have 42 branches and offices, 315 distributors, and 526 contractors in 188 countries and regions worldwide and are still growing rapidly.

XCMG IN EUROPE

Since its foundation in 2012, XCMG is gradually establishing a complete network including: R&D department, local distribution, supply chain management and an integrated customer services and training center. Nowadays, with 3 branches, XCMG has over 100 multinational employees in Europe, of which more than 50 % are R&D engineers:

ERC: XCMG European Research Center GmbH
ESS: XCMG European Sales and Services GmbH
EPC: XCMG European Purchasing Center GmbH

Our local professional R&D team and our cutting-edge innovation platform guarantee that our products are carefully crafted to the smallest detail according to the diverse needs of European customers.



High Performance from a Compact size

► Performance meets Efficiency

Designed to combine power and smoothness, the XE55E is ready to take on the challenge. This short-tail 5,7 ton machine can easily perform on your jobsites even in confined spaces. Its versatility is enhanced by two standard hydraulic circuits (AUX1 & AUX2) and precise oil flow control. High digging and lifting performance together with smooth driving performance make this XE55E complete.

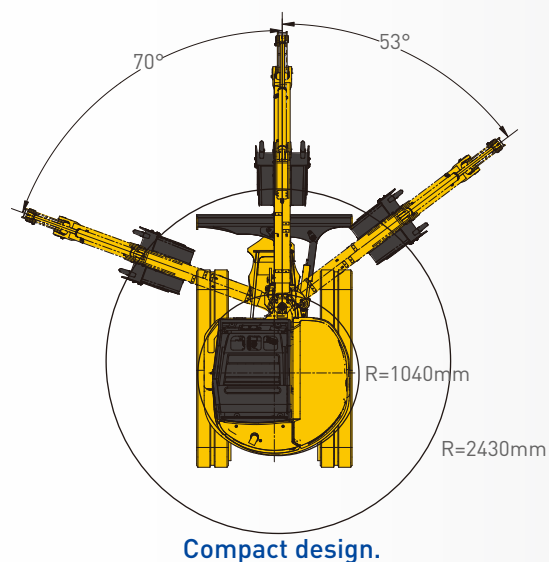
- The Kubota V2403 Stage V common rail diesel engine with EGR, DOC, and DPF technology is an excellent match with our improved hydraulic load sensing system. This combination ensures fuel-efficient and smooth control, regardless of its load. Our powerful XE55E thus has become more fuel efficient even under heaviest circumstances and is a pleasure to operate.

Compact design

The boom swing function together with the zero tail swing allows you to work in very narrow areas. The left and right boom swing angle is respectively 70° and 53°, it makes the XE55E easy capable to realize complex tasks in difficult operation conditions like digging parallel to a wall in a narrow driveway.

Optional Angle Dozer Blade

The dozer blade can swing left and right, which makes the machine operate more efficiently when grading.



In full control of your hydraulic system

The XE55E is standard equipped with proportional controlled AUX1 and AUX2 lines and has quick coupler lines standard available. From the monitor you can program multiple attachments.

Safety first

Together with the blade-holding valve, we provide the boom and arm safety valves as a standard configuration. It will make sure that you can handle all you are digging and handling tasks in the safest way.



Operational Comfort

► Ergonomic and Comfortable

With the XE55E, your comfort comes first. The cab has a wide entrance door, which makes it more accessible. The OPG/TOPS/ROPS(ISO 3471) cabin maximizes your safety.



- 1 Foldable travel pedals
- 2 Adjustable seat
- 3 Control switches
- 4 Color LCD monitor
- 5 Air conditioner
- 6 Adjustable arm support
- 7 Radio
- 8 Proportional joystick



Easy Access for Maintenance

Easy Service Access

Our XE55E was developed with particular attention to easy service access. With a single access point for the daily maintenance of all main components, fuel level gauge, and refueling through the lockable cap.



One-sided Engine Maintenance

The XE55E is designed for lower maintenance cost with longer service intervals - resulting in more machine availability on-site. Meanwhile, skilled XCMG-trained technicians are available to provide extra support when needed.



- | | |
|---------------------|-------------------------|
| ① Fuel filter | ⑤ Air filter |
| ② Engine oil filter | ⑥ Battery |
| ③ Water separator | ⑦ Radiator & Oil cooler |
| ④ Coolant | |



Technical Specifications

Engine

XE55E	
Make/model	Kubota/V2403/EU Stage V
Fuel/cooling	Diesel/Liquid, forced circulation
No. of cylinders	4
Piston displacement	2434 cm³
Power output	30.7 kw (41.1 hp) / 2200 rpm (ISO 14396)
Max torque	159.8 Nm/1500 rpm
Bore × stroke	87 mm×102.4 mm
Alternator	12 V• 60 A

Fluid capacities

XE55E	
Cooling system (radiator capacity)	12 L
Engine lubrication plus oil filter	9.5 L
Fuel tank	68 L
Hydraulic tank	46 L
Hydraulic system	41L
Final drive case (each)	1 l

Environment

Noise levels comply with environmental regulations (dynamic values).

Noise emission

XE55E	
Noise level LpA (ISO 6396)	79 dB(A)
Noise level LwA (ISO 6395)	96 dB(A)

Undercarriage

X-type undercarriage. The heavy-duty crawler chassis is very resilient with its fully welded, stress-free structure. Long service life is ensured by the use of first-class materials: hydraulic chain adjusters with shock-absorbing return springs, lifetime-lubricated track rollers and idlers.

Number of rollers and track shoes

XE55E	
Bottom rollers (per side)	5
Track shoes	Rubber
Overall track length	2490 mm
Shoe width	400 mm



Hydraulic system

This XCMG design allows independent and combined operations of all functions by hydraulic piloted controlled levers.

Pump

XE55E	
Type	Load-sensing axial-piston pump with variable displacement
Maximum system flow rate	158.4 L/min
AUX1 & AUX2 maximum flow rate	90 L/min
AUX1 / AUX2 standard relief pressure	170 bar

Maximum system pressure

XE55E	
Boom	320 bar
Arm / bucket / travel	320/320/284 bar
Swing	230 bar

Swing mechanism

High-torque, axial piston motor with planetary reduction gear bathed in oil. Swing circle is single-row, shear type ball bearing with induction-hardened internal gear. Internal gear and pinion gear immersed in lubricant. Equipped with an automatic multi-disc slew brake.

Swing system

XE55E	
Boom swing, left	70°
Boom swing, right	53°
Slew rate	9.5 rpm

Drive

Each track is driven by an independent, high-torque, axial piston motor through planetary reduction gears. Two control levers provide smooth travel or counter_rotation upon demand.

Speed & traction

XE55E	
Travel speed (low - high)	2.8-4.6 km/h
Traction force	52.8 kN
Gradeability	70 %/35°

Digging forces (ISO 6015)

At power boost.

XE55E	
Digging force, standard arm (ISO 6015)	24.3 kN
Digging force, long arm (ISO 6015)	23.4 kN
Digging force, bucket (ISO 6015)	44.5 kN

Weight

XE55E	
Operating weight with cab and bucket(ISO6016)	5700 kg
Ground pressure with rubber tracks	0.32 kgf/cm²
Transport mass (no attachment)	5626 kg
Weight of steel tracks	310 kg
Weight of rubber tracks	240 kg
Additional weight for long arm	27 kg



Lifting Capacities

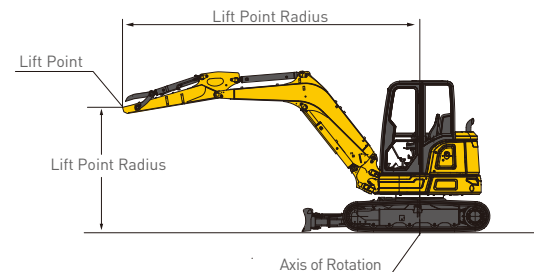
XE55E

■ Cab • standard arm (1570 mm) • standard counterweight • without bucket

Lift Point Height	Over Front					Over Side					Max Radius (Mm)
	Lift At Max Radius (kg)	1.0 m	2.0 m	3.0 m	4.0 m	5.0 m	Lift At Max Radius (kg)	1.0 m	2.0 m	3.0 m	
4 m	1160*				1260		730			800	4198
3m	930				1250		580			790	4848
2m	810			1900	1220	880	510				5250
1m	810			1800	1180	860	500			1070	5242
0m	830		1990*	1760	1150	850	510		1900	1030	5075
-1m	940		3660	1750	1150		580		1910	1020	4637
-2m	1250		3300*	1770			760		1950	1040	3804

■ Cab • long arm (1900 mm) • standard counterweight • without bucket

Lift Point Height	Over Front					Over Side					Max Radius (Mm)
	Lift At Max Radius (Kg)	1.0 m	2.0 m	3.0 m	4.0 m	5.0 m	Lift At Max Radius (Kg)	1.0 m	2.0 m	3.0 m	
4 m	1013				1272		641			809	4600
3m	839				1261		526			799	5188
2m	763			1920	1226	878	475			1170	5486
1m	739			1810	1181	859	457			1073	5553
0m	760		2078*	1746	1147	843	467		1853	1017	5397
-1m	840		3600	1728	1132		514		1863	1001	4994
-2m	1052		3646	1741			640		1898	1013	4254

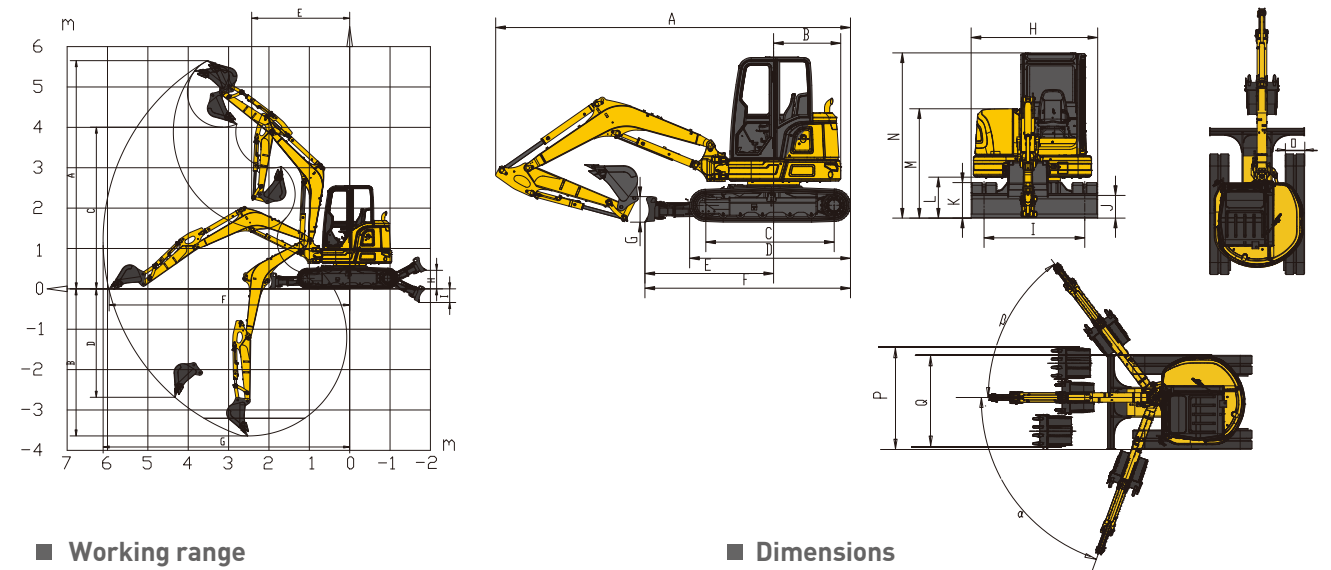


☐ : Over front
☐ : Over side or 360°

1. The lifting capacity is based on the ISO10567 standard.
2. * = The maximum lifting capacity is limited by the hydraulic capacity of the machine.
3. The lifting capacity does not exceed 87 % of the hydraulic capacity or 75 % of the tipping load with the machine on level and firm ground.
4. The operator should be familiar with the machines operating- and maintenance manual. Local regulations concerning the safe operation of machinery must be followed at all times.
5. The lift diagrams only covers machines that are originally built by XCMG: without lifting chains and any other lifting equipment.
6. When the excavator is used to lift or handle materials, it must comply with local regulations and be equipped with the necessary hose burst valves and an overload warning device complying with EN474-5.



Dimensions & Working Range



■ Working range

	XE55E
A	Maximum digging height – std. arm
	Maximum digging height - long arm
B	Maximum digging depth – std. arm
	Maximum digging depth - long arm
C	Maximum dumping height – std. arm
	Maximum dumping height - long arm
D	Maximum vertical wall digging depth – std. arm
	Maximum vertical wall digging depth - long arm
E	Minimum swing radius – std. arm
	Minimum swing radius - long arm
F	Maximum digging reach at ground level – std. arm
	Maximum digging reach at ground level - long arm
G	Maximum digging reach – std. arm
	Maximum digging reach - long arm
H	Maximum dozer lifting height
I	Maximum dozer cutting depth

■ Dimensions

	XE55E
A	Overall length
B	Tail slew radius
C	Tumbler length
D	Track length
E	Dozer blade, maximum reach at ground level
F	Undercarriage length
G	Dozer blade height
H	Overall width
I	Track gauge
J	Minimum ground clearance
K	Track height
L	Ground clearance of counterweight
M	Overall height of engine hood
N	Overall height
O	Track shoe width
P	Working width at maximum right-hand rotation
Q	Working width at maximum left-hand rotation
R	Maximum boom offset to the right
S	Maximum boom offset to the left
a	Maximum boom swing angle to the right
b	Maximum boom swing angle to the left

► Standard and optional equipment

■ Engine

Kubota engine V2403, EU Stage V, EGR, DOC, DPF	●
--	---

■ Hydraulic system

Single or dual way pipeline [AUX1]	●
Dual way pipeline [AUX2]	●
Hydraulic quick coupler line	●
Fingertip proportional control	●

■ Cab & interior

TOPS/ROPS	●
OPG	○
Adjustable seat	●
Wear-resistant textile adjustable seat with retractable belt	○
Air conditioning	●
Color LCD monitor	●
AM/FM radio with Bluetooth	●
DAB radio with Bluetooth	○

■ Safety

Boom, arm and dozer cylinder safety valves	●
Travel alarm	●
Rotating beacon	●
Engine overheat warning and restart prevention system	●
Quick coupler switch with alarm	●
Emergency stop switch	●
Front and top cab protection	○
LED work lights [2 on cab-front, 1 on cab-rear, 1 on boom]	●

■ Undercarriage

Fixed undercarriage	●
Slewing dozer blade	○
Tie down bracket	●
Rubber tracks 400 mm	●
Steel tracks 400 mm	○

■ Other

Standard arm 1570 mm	●
Long arm 1900 mm	○
General purpose bucket 0.16 m³	○
Quick coupler, attachments such as hammer, clamshell	○

Standard: ●
Optional: ○

- Some of this standard or optional equipment may not be available for certain markets.
- Pictures may include attachments and optional equipment that are not available in your area.
- Materials and specifications are subject to change without advance notice.
- Please contact your local XCMG dealer for more information on availability or to customize your machine to suit your applications requirements.



Optimum services , XCMG Guaranteed



XCMG-approved attachments



Genuine parts



Extension of warranty



Financial solutions



Maintenance contract



Telematics

Professional Integrated Complete Solutions

The XCMG group has built a strong reputation based on the quality, reliability and durability of its construction machinery. What's more, XCMG has gradually established a service network to constantly provide its local integrated and highly efficient complete solutions for all customers.

Full Range of Services Ready for you

In order to respond to your needs as fast as possible, XCMG experts are on their way to your job site from one of our facilities near you. Full range of services are available in order to reduce your total cost of ownership and increase your revenue.



XCMG Global Spare Parts System



Mobile cranes



Excavators



Aerial work platforms



Wheel loaders



Road machinery

